



# Official ASBK Test

## Phillip Island GP Circuit

### February 2 & 3



ASBK.COM.AU f t i y

### SUPERSPORT Practice 4

Date: 02/02/19  
Event: P16  
Weather: Sunny - Temp: 26.3C  
Track: Dry - Temp: 46.0C

Started at: 16:20:14  
Laps: 25 Min  
Starters: 16  
Printed at: 16:52

### CLASSIFICATION

Pos	No	Name	Machine	Fastest Lap	On Lap	Behind Prev	Behind Leader	Top Speed
1	27	Nicholas LIMINTON (SA) / Yamaha Motor Aust. / Race Bike Services / Ohlins / Maxima Oils	Yamaha YZF-R6	1:37.329	9 of 9			247
2	7	Tom TOPARIS (NSW) / Landbridge Yamaha / YRT / Leda Nutrition / Ganter Constructions	Yamaha YZF-R6	1:37.398	7 of 7	.069	.069	251
3	17	Broc PEARSON (QLD)	Yamaha YZF-R6	1:37.700	5 of 7	.302	.371	260
4	68	Oli BAYLISS (QLD)	Yamaha YZF-R6	1:37.840	12 of 12	.140	.511	247
5	33	Reid BATTYE (NSW) / Suzuki / RidelineRoadbikeshop / Link international / AGV / Macna / TCX	Suzuki GSX-R	1:38.277	7 of 9	.437	.948	249
6	46	Aidan HAYES (NSW) / Hayes Johnston Pty Ltd Chartered Accountants	Yamaha YZF-R6	1:39.054	11 of 12	.777	1.725	249
7	85	Ty LYNCH (SA) / Australian Outdoor Living / A-Plus Diesel / Adelaide M-cycle Recovery	Yamaha YZF-R6	1:39.622	8 of 9	.568	2.293	251
8	54	Sam LAMBERT (NT) / Mv Agusta Aus-NZ / Fuchs Silkolene / Bridgestone / Ride Dynamics	MV Agusta F3	1:39.755	12 of 14	.133	2.426	252
9	42	Jack PASSFIELD (NSW) / Stay Upright Rider Training / GASD Suspension / Dmoto / Pirelli / KYT	Yamaha YZF-R6	1:39.905	7 of 8	.150	2.576	247
10	96	Luke MITCHELL (NSW) / JNL Racing / YRD	Yamaha YZF-R6	1:40.020	8 of 10	.115	2.691	247
11	82	Chris QUINN (NSW) / Coopers Dry / The Channon Tavern	Yamaha YZF-R6	1:40.159	12 of 12	.139	2.830	251
12	39	Scott NICHOLSON (VIC) / Traction Control Motorsport	Suzuki GSX-R	1:40.652	14 of 14	.493	3.323	251
13	61	Rhys BELLING (VIC) / LXI Racing / YRD / Yamaha / The Grinning Dingo / AARK Susp. & Tuning	Yamaha YZF-R6	1:40.969	5 of 12	.317	3.640	245
14	88	Luke SANDERS (VIC)	Yamaha YZF-R6	1:42.223	8 of 9	1.254	4.894	251
15	555	Andrew EDSER (NSW) / KHB Racing	Kawasaki ZX6R	1:43.080	4 of 11	.857	5.751	246
16	21	Daniel LEONARD (VIC) / Smith Truck Group / Ords Motorcycles	Yamaha YZF-R6	1:45.709	3 of 6	2.629	8.380	238

Current best lap for SS class - 1:35.330 by Mark CHIODO (VIC) on a Triumph Daytona set on 07/10/17



*Scott Laing*  
Chief Time Keeper - Scott Laing

Clerk of Course - Simon Maas

Computime Race Timing Systems Pty Ltd © 1996  
Licensed to Computime Race Timing Systems

[www.computime.com.au](http://www.computime.com.au)

COMPUTIME RACE TIMING SYSTEMS PTY LTD





# Official ASBK Test

## Phillip Island GP Circuit

### February 2 & 3



ASBK.COM.AU f t i y

### SUPERSPORT

#### Practice 4

Date: 02/02/19  
Event: P16  
Weather: Sunny - Temp: 26.3C  
Track: Dry - Temp: 46.0C

Started at: 16:20:14  
Laps: 25 Min  
Starters: 16  
Printed at: 16:52

### LAP TIMES

No	Name	Lap 1	Lap 2	Lap 3	Lap 4	Lap 5	Lap 6	Lap 7	Lap 8	Lap 9	Lap 10
7	Tom TOPARIS (NSW)	1:45.788	1:39.404	1:38.094	14:53.466	1:48.868	1:38.697	<b>1:37.398</b>			
17	Broc PEARSON (QLD)	2:06.325	1:39.044	1:38.172	1:50.245	<b>1:37.700</b>	7:47.943	2:06.425			
21	Daniel LEONARD (VIC)	2:01.427	1:46.655	<b>1:45.709</b>	1:46.126	1:46.371	1:47.275				
27	Nicholas LIMINTON (SA)	1:48.930	1:39.175	1:38.815	1:38.069	7:16.446	2:12.029	1:37.740	1:37.645	<b>1:37.329</b>	
33	Reid BATTYE (NSW)	1:55.579	1:39.908	1:39.225	1:39.293	5:06.278	1:53.111	<b>1:38.277</b>	1:54.473	1:49.161	
39	Scott NICHOLSON (VIC)	1:48.123	1:41.926	1:46.543	1:41.623	1:41.375	4:03.544	1:54.544	1:41.004	1:41.752	1:41.783
	10	1:41.875	1:41.604	1:41.829	<b>1:40.652</b>						
42	Jack PASSFIELD (NSW)	1:52.735	1:41.804	1:41.007	1:41.107	1:40.739	1:45.102	<b>1:39.905</b>	1:46.621		
46	Aidan HAYES (NSW)	1:49.386	1:40.986	1:39.768	1:39.521	1:40.145	1:40.389	1:39.193	1:39.487	1:40.826	1:39.272
	10	<b>1:39.054</b>	1:39.305								
54	Sam LAMBERT (NT)	1:51.238	1:45.566	1:41.812	1:41.379	1:40.761	1:40.510	1:40.202	1:40.483	1:41.461	1:40.393
	10	1:42.780	<b>1:39.755</b>	2:14.364	1:52.307						
61	Rhys BELLING (VIC)	1:52.672	1:41.130	1:41.075	1:41.701	<b>1:40.969</b>	1:41.200	1:41.472	1:59.745	3:20.687	1:55.451
	10	1:51.914	1:41.413								
68	Oli BAYLISS (QLD)	2:03.713	1:38.594	1:48.457	1:39.456	1:38.633	6:33.206	1:50.127	1:38.300	1:38.955	1:41.454
	10	1:38.104	<b>1:37.840</b>								
82	Chris QUINN (NSW)	2:01.555	1:40.820	1:40.527	3:13.437	1:58.641	1:51.365	1:40.683	1:40.462	4:21.804	1:54.537
	10	1:40.416	<b>1:40.159</b>								
85	Ty LYNCH (SA)	2:11.358	1:41.931	1:41.452	1:40.099	6:14.788	1:49.712	1:40.190	<b>1:39.622</b>	1:39.634	
88	Luke SANDERS (VIC)	2:02.495	1:48.138	1:45.172	1:46.396	1:43.687	1:43.967	1:43.573	<b>1:42.223</b>	1:43.921	
96	Luke MITCHELL (NSW)	1:59.752	1:41.608	1:40.355	1:40.278	5:03.753	1:59.586	1:40.096	<b>1:40.020</b>	1:51.182	1:40.919
555	Andrew EDSER (NSW)	1:52.182	1:43.957	1:43.226	<b>1:43.080</b>	4:18.546	1:50.394	1:43.408	1:44.406	4:30.671	1:53.003
	10	1:43.259									



*Scott Laing*  
Chief Time Keeper - Scott Laing

Clerk of Course - Simon Maas

Computime Race Timing Systems Pty Ltd © 1996  
Licensed to Computime Race Timing Systems

[www.computime.com.au](http://www.computime.com.au)

COMPUTIME RACE TIMING SYSTEMS PTY LTD





2019

Official ASBK Test

Phillip Island GP Circuit

February 2 & 3



ASBK.COM.AU f t i y

SUPERSPORT

Practice 4

Date: 02/02/19  
 Event: P16  
 Weather: Sunny - Temp: 26.3C  
 Track: Dry - Temp: 46.0C



Started at: 16:20:14  
 Laps: 25 Min  
 Starters: 16  
 Printed at: 16:52

SPLIT TIMES

Lap	Split 1	Split 2	Split 3	Split 4	Lap Time	Spd	Lap	Split 1	Split 2	Split 3	Split 4	Lap Time	Spd
<b>7 Tom TOPARIS (NSW) (2nd)</b>							<b>33 Reid BATTYE (NSW) (5th)</b>						
1	30.239	29.014	18.860	27.675	1:45.788 P		1	37.138	30.575	19.393	28.473	1:55.579 P	
2	23.674	28.272	19.196	28.262	1:39.404	251	2	24.293	28.882	18.880	27.853	1:39.908	245
3	23.840	28.347	18.497	<b>27.410</b>	1:38.094	248	3	23.964	28.762	18.728	27.771	1:39.225	247
4	24.663	30.704	19.301	13:38.798	14:53.466	247	4	23.875	28.856	18.697	27.865	1:39.293	249
5	33.234	29.094	18.683	27.857	1:48.868 P		5	24.640	32.152	20.166	3:49.320	5:06.278	247
6	<b>23.615</b>	28.118	18.956	28.008	1:38.697	247	6	36.498	29.763	18.914	27.936	1:53.111 P	
7	23.640	<b>27.964</b>	<b>18.372</b>	27.422	<b>1:37.398</b>	247	7	23.750	<b>28.428</b>	<b>18.484</b>	27.615	<b>1:38.277</b>	244
							8	23.721	43.971	19.170	<b>27.611</b>	1:54.473	245
							9	<b>23.707</b>	38.518	18.857	28.079	1:49.161	248
<b>17 Broc PEARSON (QLD) (3rd)</b>							<b>39 Scott NICHOLSON (VIC) (12th)</b>						
1	39.907	36.592	20.140	29.686	2:06.325 P		1	29.610	30.328	19.484	28.701	1:48.123 P	
2	23.771	28.628	18.794	27.851	1:39.044	252	2	24.365	29.628	19.497	28.436	1:41.926	246
3	<b>23.337</b>	28.435	18.629	27.771	1:38.172	260	3	24.920	32.563	20.422	28.638	1:46.543	248
4	31.456	30.793	19.072	28.924	1:50.245	251	4	24.435	29.696	19.189	28.303	1:41.623	248
5	23.465	<b>28.342</b>	<b>18.508</b>	<b>27.385</b>	<b>1:37.700</b>	254	5	24.322	29.447	19.168	28.438	1:41.375	248
6	24.266	32.249	22.462	6:28.966	7:47.943	255	6	24.472	29.517	20.281	2:49.274	4:03.544	247
7	37.815	42.064	18.889	27.657	2:06.425 P		7	32.340	34.926	19.226	28.052	1:54.544 P	
							8	<b>24.140</b>	29.344	19.195	28.325	1:41.004	251
<b>21 Daniel LEONARD (VIC) (16th)</b>							<b>42 Jack PASSFIELD (NSW) (9th)</b>						
1	37.901	32.719	20.574	30.233	2:01.427 P		1	32.849	31.258	19.866	28.762	1:52.735 P	
2	25.849	31.301	20.050	29.455	1:46.655	238	2	24.895	29.450	19.284	28.175	1:41.804	243
3	25.682	<b>30.862</b>	<b>19.936</b>	<b>29.229</b>	<b>1:45.709</b>	237	3	24.460	29.183	19.184	28.180	1:41.007	245
4	25.574	30.878	20.197	29.477	1:46.126	238	4	24.406	29.322	19.280	28.099	1:41.107	245
5	<b>25.510</b>	31.318	20.070	29.473	1:46.371	237	5	24.642	<b>29.118</b>	19.134	27.845	1:40.739	244
6	25.706	31.336	20.177	30.056	1:47.275	238	6	25.156	32.615	19.175	28.156	1:45.102	244
							7	<b>24.127</b>	29.149	<b>18.939</b>	<b>27.690</b>	<b>1:39.905</b>	245
<b>27 Nicholas LIMINTON (SA) (1st)</b>							<b>42 Jack PASSFIELD (NSW) (9th)</b>						
1	32.158	29.773	19.161	27.838	1:48.930 P		8	25.047	30.370	20.380	30.824	1:46.621	243
2	23.757	28.920	18.803	27.695	1:39.175	245							
3	23.854	28.840	18.655	27.466	1:38.815	245							
4	23.534	28.573	18.508	27.454	1:38.069	247							
5	25.218	30.329	19.329	6:01.570	7:16.446	221							
6	37.555	47.289	19.369	27.816	2:12.029 P								
7	23.503	28.495	<b>18.358</b>	27.384	1:37.740	245							
8	<b>23.329</b>	28.524	18.431	27.361	1:37.645	247							
9	23.348	<b>28.295</b>	18.388	<b>27.298</b>	<b>1:37.329</b>	247							

*Scott Laing*  
 Chief Time Keeper - Scott Laing

Clerk of Course - Simon Maas



Computime Race Timing Systems Pty Ltd © 1996  
 Licensed to Computime Race Timing Systems  
[www.computime.com.au](http://www.computime.com.au)

COMPUTIME RACE TIMING SYSTEMS PTY LTD



# 2019 Official ASBK Test Phillip Island GP Circuit February 2 & 3



ASBK.COM.AU f t i y

## SUPERSPORT Practice 4

Started at: 16:20:14  
Laps: 25 Min  
Starters: 16  
Printed at: 16:52

Date: 02/02/19  
Event: P16  
Weather: Sunny - Temp: 26.3C  
Track: Dry - Temp: 46.0C



### SPLIT TIMES

Lap	Split 1	Split 2	Split 3	Split 4	Lap Time	Spd	Lap	Split 1	Split 2	Split 3	Split 4	Lap Time	Spd
<b>46 Aidan HAYES (NSW) (6th)</b>							6	<b>24.378</b>	29.054	19.373	28.395	1:41.200	238
1	31.560	30.110	19.346	28.370	1:49.386 P		7	24.552	29.177	19.222	28.521	1:41.472	238
2	24.128	29.788	19.235	27.835	1:40.986	247	8	25.174	46.940	19.322	28.309	1:59.745	234
3	24.025	28.855	19.003	27.885	1:39.768	248	9	24.463	29.095	19.507	2:07.622	3:20.687	237
4	23.858	29.039	18.836	27.788	1:39.521	249	10	35.941	29.929	19.734	29.847	1:55.451 P	
5	23.707	29.365	18.997	28.076	1:40.145	248	11	25.935	36.879	20.015	29.085	1:51.914	233
6	23.809	29.234	18.786	28.560	1:40.389	248	12	24.912	<b>29.006</b>	19.206	28.289	1:41.413	245
7	23.791	<b>28.825</b>	18.787	27.790	1:39.193	247							
8	<b>23.649</b>	29.122	18.836	27.880	1:39.487	248	<b>68 Oli BAYLISS (QLD) (4th)</b>						
9	23.846	29.773	19.090	28.117	1:40.826	247	1	39.278	35.604	19.959	28.872	2:03.713 P	
10	23.723	28.905	<b>18.579</b>	28.065	1:39.272	249	2	23.705	28.547	18.787	27.555	1:38.594	247
11	23.765	28.860	18.737	<b>27.692</b>	<b>1:39.054</b>	249	3	<b>23.666</b>	37.947	19.124	27.720	1:48.457	244
12	23.659	28.991	18.796	27.859	1:39.305	247	4	23.695	28.709	19.100	27.952	1:39.456	245
							5	23.818	28.491	18.785	27.539	1:38.633	242
<b>54 Sam LAMBERT (NT) (8th)</b>							6	23.727	34.336	22.464	5:12.679	6:33.206	244
1	32.923	30.445	19.444	28.426	1:51.238 P		7	33.826	29.171	19.240	27.890	1:50.127 P	
2	24.381	30.367	20.374	30.444	1:45.566	252	8	23.674	28.474	18.665	27.487	1:38.300	242
3	24.433	29.661	19.252	28.466	1:41.812	252	9	23.939	28.672	18.850	27.494	1:38.955	242
4	24.069	29.621	19.249	28.440	1:41.379	252	10	23.786	29.895	19.800	27.973	1:41.454	241
5	24.239	29.176	19.146	28.200	1:40.761	250	11	23.777	<b>28.320</b>	18.510	27.497	1:38.104	242
6	24.096	29.225	19.067	28.122	1:40.510	251	12	23.773	28.338	<b>18.384</b>	<b>27.345</b>	<b>1:37.840</b>	242
7	23.969	29.071	19.068	<b>28.094</b>	1:40.202	251	<b>82 Chris QUINN (NSW) (11th)</b>						
8	24.040	29.210	19.039	28.194	1:40.483	251	1	37.567	34.309	20.534	29.145	2:01.555 P	
9	24.017	28.970	19.058	29.416	1:41.461	251	2	24.564	29.274	18.978	28.004	1:40.820	243
10	24.112	<b>28.897</b>	19.045	28.339	1:40.393	249	3	24.131	29.133	19.029	28.234	1:40.527	247
11	24.064	29.316	19.055	30.345	1:42.780	250	4	<b>24.081</b>	29.217	19.282	2:00.857	3:13.437	251
12	<b>23.765</b>	29.040	<b>18.823</b>	28.127	<b>1:39.755</b>	251	5	38.833	31.329	19.819	28.660	1:58.641 P	
13	26.571	33.773	20.997	53.023	2:14.364	248	6	28.871	35.026	19.354	28.114	1:51.365	246
14	32.431	31.223	19.774	28.879	1:52.307 P		7	24.199	29.044	18.950	28.490	1:40.683	244
<b>61 Rhys BELLING (VIC) (13th)</b>							8	24.150	29.166	18.937	28.209	1:40.462	244
1	34.758	29.921	19.529	28.464	1:52.672 P		9	24.173	29.085	19.124	3:09.422	4:21.804	244
2	24.614	29.120	19.108	28.288	1:41.130	242	10	37.745	29.732	19.008	28.052	1:54.537 P	
3	24.563	29.172	19.266	<b>28.074</b>	1:41.075	242	11	24.196	29.135	18.969	28.116	1:40.416	244
4	24.988	29.099	19.244	28.370	1:41.701	242	12	24.255	<b>29.026</b>	<b>18.899</b>	<b>27.979</b>	<b>1:40.159</b>	243
5	24.478	29.193	<b>19.097</b>	28.201	<b>1:40.969</b>	242							

Scott

Chief Time Keeper - Scott Laing

Clerk of Course - Simon Maas



Computime Race Timing Systems Pty Ltd © 1996  
Licensed to Computime Race Timing Systems

[www.computime.com.au](http://www.computime.com.au)

**COMPUTIME RACE TIMING SYSTEMS PTY LTD**





# 2019 Official ASBK Test Phillip Island GP Circuit February 2 & 3



ASBK.COM.AU [f](#) [t](#) [i](#) [v](#)

## SUPERSPORT Practice 4

Date: 02/02/19  
Event: P16  
Weather: Sunny - Temp: 26.3C  
Track: Dry - Temp: 46.0C

Started at: 16:20:14  
Laps: 25 Min  
Starters: 16  
Printed at: 16:52

### SPLIT TIMES

Lap	Split 1	Split 2	Split 3	Split 4	Lap Time	Spd	Lap	Split 1	Split 2	Split 3	Split 4	Lap Time	Spd
<b>85 Ty LYNCH (SA) (7th)</b>							2	24.940	29.265	19.335	28.068	1:41.608	245
1	35.746	47.726	19.332	28.554	2:11.358 P		3	24.222	28.965	19.114	28.054	1:40.355	246
2	24.555	29.528	19.246	28.602	1:41.931	245	4	24.162	28.865	19.105	28.146	1:40.278	247
3	24.609	29.230	19.117	28.496	1:41.452	245	5	25.989	32.940	20.302	3:44.522	5:03.753	238
4	24.050	28.762	19.051	28.236	1:40.099	248	6	34.785	35.683	20.463	28.655	1:59.586 P	
5	24.551	29.680	19.344	5:01.213	6:14.788	251	7	24.267	<b>28.812</b>	<b>18.951</b>	28.066	1:40.096	247
6	32.376	29.883	19.170	28.283	1:49.712 P		8	<b>24.057</b>	28.914	19.073	<b>27.976</b>	<b>1:40.020</b>	246
7	<b>23.862</b>	28.679	19.290	28.359	1:40.190	245	9	24.231	34.078	20.853	32.020	1:51.182	245
8	23.964	28.838	<b>18.877</b>	<b>27.943</b>	<b>1:39.622</b>	243	10	24.309	29.096	19.287	28.227	1:40.919	247
9	23.958	<b>28.648</b>	18.882	28.146	1:39.634	244							
							<b>555 Andrew EDSER (NSW) (15th)</b>						
							1	31.903	31.019	20.077	29.183	1:52.182 P	
<b>88 Luke SANDERS (VIC) (14th)</b>							2	25.199	30.079	19.750	28.929	1:43.957	246
1	35.741	34.088	21.919	30.747	2:02.495 P		3	24.804	29.688	19.725	29.009	1:43.226	245
2	26.671	31.527	20.558	29.382	1:48.138	246	4	24.927	29.658	19.619	28.876	<b>1:43.080</b>	246
3	25.948	30.070	20.103	29.051	1:45.172	247	5	24.775	29.785	<b>19.609</b>	3:04.377	4:18.546	245
4	25.573	31.577	20.360	28.886	1:46.396	251	6	31.713	30.350	19.689	28.642	1:50.394 P	
5	25.017	29.729	<b>19.521</b>	29.420	1:43.687	247	7	<b>24.716</b>	29.947	19.739	29.006	1:43.408	245
6	25.080	30.365	19.752	28.770	1:43.967	244	8	24.857	30.024	19.813	29.712	1:44.406	245
7	24.947	29.977	19.620	29.029	1:43.573	246	9	24.938	30.074	19.878	3:15.781	4:30.671	244
8	24.759	<b>29.410</b>	19.581	<b>28.473</b>	<b>1:42.223</b>	246	10	32.769	31.018	20.095	29.121	1:53.003 P	
9	<b>24.751</b>	29.636	19.656	29.878	1:43.921	248	11	25.451	<b>29.576</b>	19.669	<b>28.563</b>	1:43.259	244
<b>96 Luke MITCHELL (NSW) (10th)</b>													
1	35.104	33.828	21.541	29.279	1:59.752 P								

Scott



Chief Time Keeper - Scott Laing

Clerk of Course - Simon Maas

Computime Race Timing Systems Pty Ltd © 1996  
Licensed to Computime Race Timing Systems

[www.computime.com.au](http://www.computime.com.au)

**COMPUTIME RACE TIMING SYSTEMS PTY LTD**





**2019**  
**Official ASBK Test**  
**Phillip Island GP Circuit**  
**February 2 & 3**



ASBK.COM.AU f t i y

**SUPERSPORT**  
**Practice 4**

Date: 02/02/19  
 Event: P16  
 Weather: Sunny - Temp: 26.3C  
 Track: Dry - Temp: 46.0C


Started at: 16:20:14  
 Laps: 25 Min  
 Starters: 16  
 Printed at: 16:52

**FASTEST LAPS SEQUENCE**

Race Time	No	Name	Machine	Fastest Lap	On Lap
1:54.637	39	Scott NICHOLSON (VIC)	Suzuki GSX-R	1:48.123	1
3:15.072	7	Tom TOPARIS (NSW)	Yamaha YZF-R6	1:45.788	1
3:36.563	39	Scott NICHOLSON (VIC)	Suzuki GSX-R	1:41.926	2
3:52.853	46	Aidan HAYES (NSW)	Yamaha YZF-R6	1:40.986	2
4:09.399	68	Oli BAYLISS (QLD)	Yamaha YZF-R6	1:38.594	2
5:49.872	17	Broc PEARSON (QLD)	Yamaha YZF-R6	1:38.172	3
6:32.570	7	Tom TOPARIS (NSW)	Yamaha YZF-R6	1:38.094	3
8:03.834	27	Nicholas LIMINTON (SA)	Yamaha YZF-R6	1:38.069	4
9:17.817	17	Broc PEARSON (QLD)	Yamaha YZF-R6	1:37.700	5
20:47.694	27	Nicholas LIMINTON (SA)	Yamaha YZF-R6	1:37.645	8
22:25.023	27	Nicholas LIMINTON (SA)	Yamaha YZF-R6	1:37.329	9


*Scott Laing*  
 Chief Time Keeper - Scott Laing

.....  
 Clerk of Course - Simon Maas



Computime Race Timing Systems Pty Ltd © 1996  
 Licensed to Computime Race Timing Systems  
[www.computime.com.au](http://www.computime.com.au)

**COMPUTIME RACE TIMING SYSTEMS PTY LTD**





# Official ASBK Test

## Phillip Island GP Circuit

### February 2 & 3



ASBK.COM.AU [f](#) [t](#) [i](#) [y](#)

### SUPERSPORT Practice 4

Date: 02/02/19  
Event: P16  
Weather: Sunny - Temp: 26.3C  
Track: Dry - Temp: 46.0C

Started at: 16:20:14  
Laps: 25 Min  
Starters: 16  
Printed at: 16:52


### BEST PARTIAL TIMES

Pos	Split 1		Split 2		Split 3		Split 4		LAP		Ideal	Fastest
	Name	Time	Name	Time	Name	Time	Name	Time	Name			
1	N. LIMINTON	23.329	T. TOPARIS	27.964	N. LIMINTON	18.358	N. LIMINTON	27.298	N. LIMINTON	1:37.280	1:37.329	
2	B. PEARSON	23.337	N. LIMINTON	28.295	T. TOPARIS	18.372	O. BAYLISS	27.345	T. TOPARIS	1:37.361	1:37.398	
3	T. TOPARIS	23.615	O. BAYLISS	28.320	O. BAYLISS	18.384	B. PEARSON	27.385	B. PEARSON	1:37.572	1:37.700	
4	A. HAYES	23.649	B. PEARSON	28.342	R. BATTYE	18.484	T. TOPARIS	27.410	O. BAYLISS	1:37.715	1:37.840	
5	O. BAYLISS	23.666	R. BATTYE	28.428	B. PEARSON	18.508	R. BATTYE	27.611	R. BATTYE	1:38.230	1:38.277	
6	R. BATTYE	23.707	T. LYNCH	28.648	A. HAYES	18.579	J. PASSFIELD	27.690	A. HAYES	1:38.745	1:39.054	
7	S. LAMBERT	23.765	L. MITCHELL	28.812	S. LAMBERT	18.823	A. HAYES	27.692	T. LYNCH	1:39.320	1:39.622	
8	T. LYNCH	23.862	A. HAYES	28.825	T. LYNCH	18.867	T. LYNCH	27.943	S. LAMBERT	1:39.579	1:39.755	
9	L. MITCHELL	24.057	S. LAMBERT	28.897	C. QUINN	18.899	L. MITCHELL	27.976	J. PASSFIELD	1:39.695	1:39.905	
10	C. QUINN	24.081	J. PASSFIELD	28.939	J. PASSFIELD	18.939	C. QUINN	27.979	L. MITCHELL	1:39.796	1:40.020	
11	J. PASSFIELD	24.127	R. BELLING	29.006	L. MITCHELL	18.951	S. NICHOLSO	27.987	C. QUINN	1:39.985	1:40.159	
12	S. NICHOLSO	24.140	C. QUINN	29.026	S. NICHOLSO	19.053	R. BELLING	28.074	S. NICHOLSO	1:40.521	1:40.652	
13	R. BELLING	24.378	S. NICHOLSO	29.341	R. BELLING	19.097	S. LAMBERT	28.094	R. BELLING	1:40.555	1:40.969	
14	A. EDSER	24.716	L. SANDERS	29.410	L. SANDERS	19.521	L. SANDERS	28.473	L. SANDERS	1:42.155	1:42.223	
15	L. SANDERS	24.751	A. EDSER	29.576	A. EDSER	19.609	A. EDSER	28.563	A. EDSER	1:42.464	1:43.080	
16	D. LEONARD	25.510	D. LEONARD	30.862	D. LEONARD	19.936	D. LEONARD	29.229	D. LEONARD	1:45.537	1:45.709	

Scott Laing

Chief Time Keeper - Scott Laing

Clerk of Course - Simon Maas



Computime Race Timing Systems Pty Ltd © 1996  
Licensed to Computime Race Timing Systems

[www.computime.com.au](http://www.computime.com.au)

**COMPUTIME RACE TIMING SYSTEMS PTY LTD**



# Official ASBK Test

## Phillip Island GP Circuit

### February 2 & 3



ASBK.COM.AU f t i y

### SUPERSPORT

#### Combined Saturday Practices

#### MERGED CLASSIFICATION

Date: 02/02/19

Printed at: 16:52

Pos	No	Name	Machine	Event P04	Event P08	Event P12	Event P16	Fastest Lap
1	7	Tom TOPARIS (NSW) / Landbridge Yamaha / YRT / Leda Nutrition / Ganter Constructions	Yamaha YZF-R6	1:36.149	1:36.282	1:36.665	1:37.398	1:36.149
2	27	Nicholas LIMINTON (SA) / Yamaha Motor Aust. / Race Bike Services / Ohlins / Maxima Oils	Yamaha YZF-R6	1:37.570	1:37.626	1:37.829	1:37.329	1:37.329
3	17	Broc PEARSON (QLD)	Yamaha YZF-R6	1:40.947	1:37.833	1:37.588	1:37.700	1:37.588
4	68	Oli BAYLISS (QLD)	Yamaha YZF-R6	1:39.766	1:38.542	1:37.921	1:37.840	1:37.840
5	33	Reid BATTYE (NSW) / Suzuki / RidelineRoadbikeshop / Link international / AGV / Macna / TCX	Suzuki GSX-R	1:41.090	1:38.264	1:38.851	1:38.277	1:38.264
6	54	Sam LAMBERT (NT) / Mv Agusta Aus-NZ / Fuchs Silkolene / Bridgestone / Ride Dynamics	MV Agusta F3	1:39.914	1:38.807	1:40.240	1:39.755	1:38.807
7	46	Aidan HAYES (NSW) / Hayes Johnston Pty Ltd Chartered Accountants	Yamaha YZF-R6	1:39.479	1:39.030	1:39.653	1:39.054	1:39.030
8	85	Ty LYNCH (SA) / Australian Outdoor Living / A-Plus Diesel / Adelaide M-cycle Recovery	Yamaha YZF-R6	1:41.794	1:39.426	1:40.165	1:39.622	1:39.426
9	42	Jack PASSFIELD (NSW) / Stay Upright Rider Training / GASD Suspension / Dmoto / Pirelli / KYT	Yamaha YZF-R6	1:41.050	1:39.657	1:40.227	1:39.905	1:39.657
10	82	Chris QUINN (NSW) / Coopers Dry / The Channon Tavern	Yamaha YZF-R6	1:39.922	1:39.782	1:40.976	1:40.159	1:39.782
11	96	Luke MITCHELL (NSW) / JNL Racing / YRD	Yamaha YZF-R6	1:40.819	1:40.244	1:40.432	1:40.020	1:40.020
12	39	Scott NICHOLSON (VIC) / Traction Control Motorsport	Suzuki GSX-R	1:43.111	1:40.592	1:41.293	1:40.652	1:40.592
13	88	Luke SANDERS (VIC)	Yamaha YZF-R6	1:42.211	1:40.924	1:40.723	1:42.223	1:40.723
14	61	Rhys BELLING (VIC) / LXI Racing / YRD / Yamaha / The Grinning Dingo / AARK Susp. & Tuning	Yamaha YZF-R6	1:41.826	1:41.447	1:41.155	1:40.969	1:40.969
15	86	Dallas SKEER (SA) / Penrite Oils / Barry Francis M-cycles / Suzuki Aust. / Ron Angel Classic Racing	Suzuki GSX-R	1:41.012	1:41.349			1:41.012
16	555	Andrew EDSER (NSW) / KHB Racing	Kawasaki ZX6R	1:44.597	1:41.612	1:41.539	1:43.080	1:41.539
17	21	Daniel LEONARD (VIC) / Smith Truck Group / Ords Motorcycles	Yamaha YZF-R6	1:45.631	1:44.081	1:45.491	1:45.709	1:44.081

*Scott Laing*  
Chief Time Keeper - Scott Laing

Clerk of Course - Simon Maas

Computime Race Timing Systems Pty Ltd © 1996  
Licensed to Computime Race Timing Systems

[www.computime.com.au](http://www.computime.com.au)

COMPUTIME RACE TIMING SYSTEMS PTY LTD

